

# **proxSafe<sup>®</sup> Smart Storage**

Intelligent asset management systems





## **proxSafe® Smart Storage**

Intelligent asset management systems

Are your important assets and resources used efficiently? It's often all too easy to lose track of who has what item, when it is last used and especially the condition that it is returned in. proxSafe smart storage systems identify who has your essential assets by controlling who has them with full audit and reporting capabilities. Users are identified

by card, pin or biometrics allowing them to only take the items that they are authorised to have, ensuring you have complete accountability of your company's shared portable equipment. Radios, test equipment, tools, laptops and much more can now be managed automatically so you know that the equipment is ready when you need it.

## **Control, Audit, Report**

Benefits at a glance:



### **Intelligent management**

Intelligent resource monitoring controls removal of resources evenly with the same usage. Criteria parameters for the intelligent management of the items can be chosen.




### **Local or global**

Our software is web-based so it supports administration across multiple locations. This means you are easily able to centrally monitor systems in different locations.



### **Software**

A variety of features and modules for diverse applications. All access is automatically documented and the information issued in user definable reports.



### **Emergency operation mode**

All cabinets remain operational - even in the event there is a power or network failure. The data is stored locally and an integrated emergency battery secures continued operation.



### **Integrated charging**

Ensure that the asset is ready for the next shift. Equipment can be charged whilst the item is stored in the cabinet. The state of charge is also displayed.



### **Made in Germany**

All products are made in Germany. Their function and quality are developed, produced and tested to the highest standards.

# RFID

Maintenance free – can be installed everywhere

With the aid of RFID technology it is possible to identify and manage devices, work equipment and items. For that purpose, an RFID chip is either installed in, attached to or hung on the device in the form of a tag. The data required to clearly identify the device or item is stored in the RFID chip. As soon as a device is removed or returned the RFID chip is automatically recognized by the antenna installed in the compartment. That ensures each removal and return is electronically detected and logged.

RFID chips do not require a battery and are as such completely maintenance free. As a benefit, their service life is practically unlimited.

- ✔ Works without a battery
- ✔ 100% maintenance free
- ✔ Contactless, so no wear



# Terminals

Authenticate and operate

To gain access to the cabinet and keys there is a choice of control terminals that all include an integrated smartcard reader which allows most customers to make use of their existing proximity access control cards, PIN or both. There is also an option for biometric verification and a touch screen. The control terminal allows for full flexibility giving the option of having multiple key cabinets controlled from a single point or multiple control terminals controlling the same set of cabinets, this is an important consideration where disability discrimination regulations need to be met.





## locker

### Lockers with electronic monitoring

The locker cabinet portfolio offers different compartment sizes, which can be freely combined with one another to create the desired system solution. An RFID chip installed in or attached to the device allows the user to remove or return the device simply by placing it against a compatible reader with integrated antenna, the device is then automatically


identified in the compartment. An LED lights up to indicate successful removal/return. If space is a premium it is possible to hang the RFID chip on the device. When removing or returning a device, the user simply inserts the keyTag into a slot in the compartment. Inserting or removing the keyTag is electronically logged when the device is removed or returned.



## racx

The all-rounder in 19 inch format

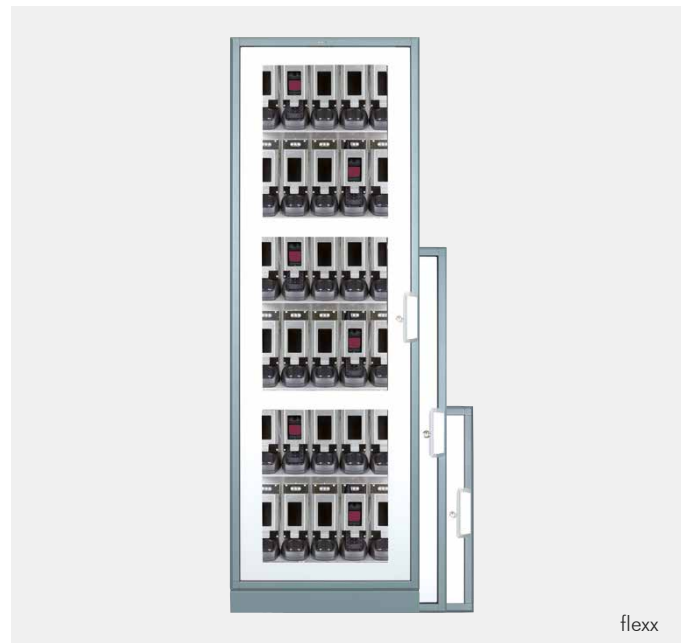
racx is the universal 19 inch cabinet system. As well as the drawers it is possible to incorporate all other proxSafe modules in this system. The drawer modules can be combined with radioPanels and keyPanels as well as other devices based on the 19 inch format. A design approach that increases flexibility even more. A slot is provided in each drawer where it is possible to insert the keyTag attached to the device or bunch of keys. RFID technology detects and electronically logs the removal or return of - e.g. large bunches of keys.



## flexx

Keep safe, charge and manage

With different sizes of cabinets the flexx portfolio of cabinets offers space for diverse safe storage options, for example, holders for radio handsets or slots for keys. The storage options are individually adapted to suit the corresponding device. It is also possible to safely store and manage different devices in the same cabinet. According to requirements it is also possible to integrate a battery charging station along with a charge status display. The devices can be issued on a rotational basis, so that only fully charged handsets are issued and not half flat ones.



## bloxx

Modular drawer system

The bloxx system is ideally suited for the administration and storage of e. g. car keys and vehicle documents. bloxx consists of modules and can be assembled as required. There are different modules available with e.g. 10 wide or 20 narrow drawers. As an option it is possible to fit each drawer with an RFID reader.

The bloxx system is operated via a 17 inch touch screen. In addition, other features such as cameras can be integrated to capture documents. bloxx provides the freedom to use a third party PC and operating software.



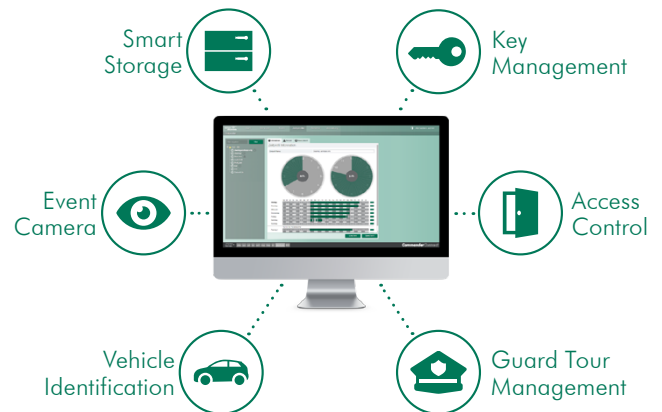
# Commander Connect

## Configuration, Control and Reporting

With the Commander Connect software, all deister systems can be centrally managed and configured. Information is collected centrally and can be called up at any time. The output of individually configured reports takes the form of e-mail, print file or export in different file formats.

The assignment of user rights and application-related functions can be done with just a few mouse clicks.

The client-server architecture allows site-dependent operation via the web browser and minimizes hardware requirements and costs. The connection to third-party systems is made via web services or customer-specific interfaces, which allows the Commander Connect to be optimally integrated.



## Fields of application

### Electronic lockers



#### Weapons management

Reliably safeguard weapons with or without ammunition: each individual compartment is electronically monitored so that authorised users only are able to gain access.



#### Radio handset management

Organise, safely store and automatically charge radio handsets; electronically monitor their removal and return. Integrated charging stations ensure the radio handsets are always ready for use.



#### Equipment management

Optimise your stock of work equipment and secure their availability. The use of devices is logged precisely, so you can better plan the amount and their use.



#### Connection to other Systems

Uniform interfaces and protocols make possible easy integration with other systems, such as identification and access control of people and vehicles.

### About deister electronic

deister electronic is an innovative, family owned global business with 40 years experience in developing electronic and mechanical products for security and industrial automation. Widely acclaimed for our expertise and specialist implementation of RFID technology within practical applications, from Key Management and access control to logistics and process control.

### deister electronic GmbH (HQ)

Hermann-Bahlsen-Straße 11  
30890 Barsinghausen, Germany  
E-Mail: [info.de@deister.com](mailto:info.de@deister.com)  
Tel.: +49 5105 516111  
Fax: +49 5105 516217

### Find your international contact:

[www.deister.com/contact](http://www.deister.com/contact)